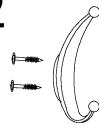


x 6



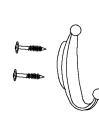
(a)

x 2



(b)

x 1



(c)

x 12

(3,5x30)



(d)

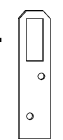
x 4

(3,5x16)



(e)

x 2


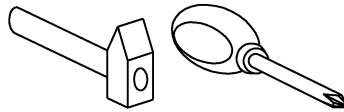


(f)

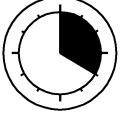
x 1



(g)



20 min

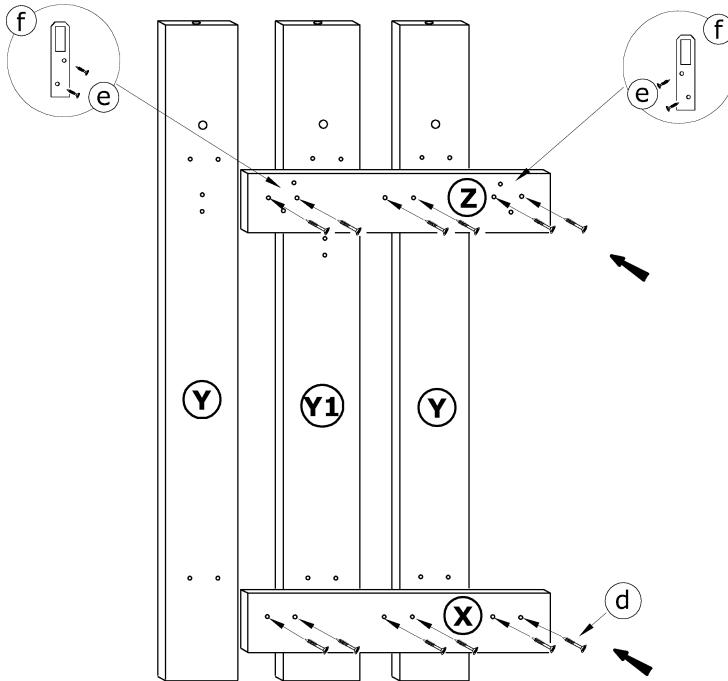


1 - FAZY MONTAŻU

A - OZNACZENIE ELEMENTÓW

a - OZNACZENIE AKCESORIÓW

1



2

